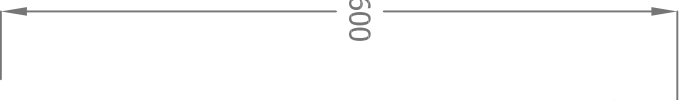


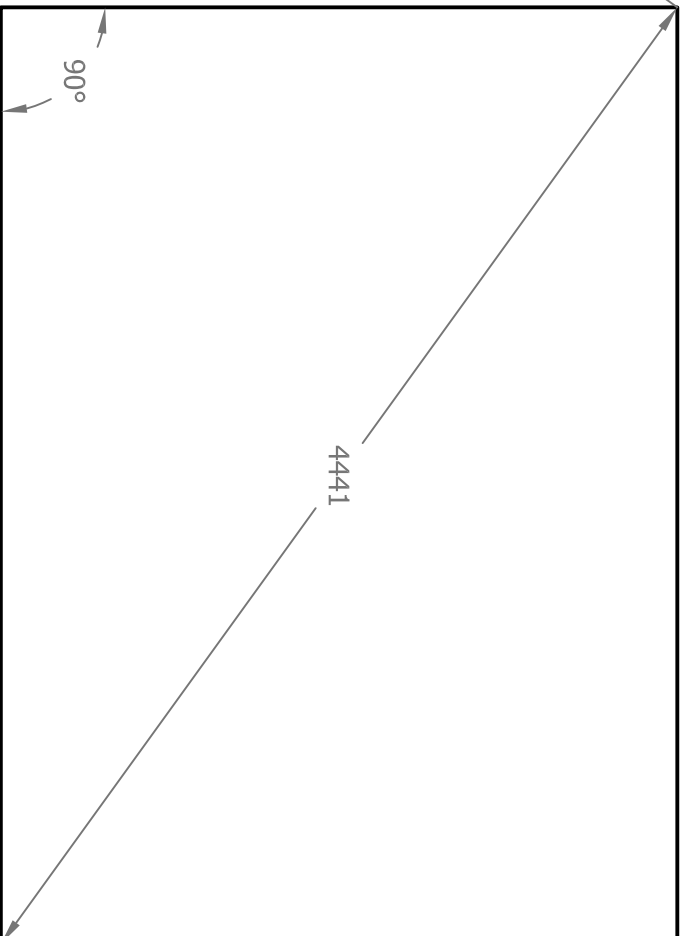
3600



2600



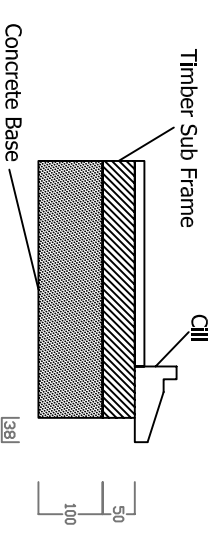
4441



90°

Base Plan

Typical Cross Section



Drawing Title : Braemar Summerhouse (3500x2500) Base Plan

© HSP Garden Buildings Ltd

Tolerance +/- 20mm.

Base should be level and even finish with a minimum clearance distance all round of 300mm (12") from any obstructions to a height of 2400mm.

For buildings not surrounded by hard standing we further recommend a surrounding gravel bed of approx. 500mm to prevent "splash back" from rain water on soil.

Consideration should also be given to finished ground level. We recommend finishing the concrete base 25mm above outside finished ground level (see typical cross section).

Scale :
Drawing should not be scaled

Dimensions :
Metric (mm)

Date :
April 05